

## PHYSICIAN'S PRESCRIBING INFORMATION

### 1. NAME OF THE MEDICINAL PRODUCT

Amvuttra

solution for injection in pre-filled syringe

### 2. QUALITATIVE AND QUANTITATIVE COMPOSITION

Each pre-filled syringe contains vutrisiran sodium equivalent to 25 mg vutrisiran in 0.5 mL solution.

For the full list of excipients, see section 6.1.

### 3. PHARMACEUTICAL FORM

Solution for injection (S.C).

Clear, colourless-to-yellow solution for subcutaneous injection, essentially free of particulates. (pH of approximately 7; osmolality 210 to 390 mOsm/kg).

### 4. CLINICAL PARTICULARS

#### 4.1 Therapeutic indications

Amvuttra is indicated for the treatment of hereditary transthyretin-mediated amyloidosis (hATTR amyloidosis) in adult patients with stage 1 or stage 2 polyneuropathy.

#### 4.2 Posology and method of administration

Therapy should be initiated under the supervision of a physician knowledgeable in the management of amyloidosis. Treatment should be started as early as possible in the disease course to prevent the accumulation of disability.

##### Posology

The recommended dose of Amvuttra is 25 mg administered via subcutaneous injection once every 3 months.

Vitamin A supplementation at approximately, but not exceeding, 2,500 IU to 3,000 IU vitamin A per day is advised for patients treated with Amvuttra (see section 4.4).

The decision to continue treatment in those patients whose disease progresses to stage 3 polyneuropathy should be taken at the discretion of the physician based on the overall benefit and risk assessment.

### *Missed dose*

If a dose is missed, Amvuttra should be administered as soon as possible. Dosing should be resumed every 3 months, from the most recently administered dose.

### Special populations

#### *Elderly patients*

No dose adjustment is required in patients  $\geq 65$  years of age (see section 5.2).

#### *Hepatic impairment*

No dose adjustment is necessary in patients with mild hepatic impairment (total bilirubin  $\leq 1$  x upper limit of normal (ULN) and aspartate aminotransferase (AST)  $> 1$  x ULN, or total bilirubin  $> 1.0$  to  $1.5$  x ULN and any AST). Vutrisiran has not been studied in patients with moderate or severe hepatic impairment and should only be used in these patients if the anticipated clinical benefit outweighs the potential risk (see section 5.2).

#### *Renal impairment*

No dose adjustment is necessary in patients with mild or moderate renal impairment (estimated glomerular filtration rate [eGFR]  $\geq 30$  to  $< 90$  mL/min/1.73 m<sup>2</sup>). Vutrisiran has not been studied in patients with severe renal impairment or end-stage renal disease and should only be used in these patients if the anticipated clinical benefit outweighs the potential risk (see section 5.2).

#### *Paediatric population*

The safety and efficacy of Amvuttra in children or adolescents  $< 18$  years of age have not been established. No data are available.

### Method of administration

Amvuttra is for subcutaneous use only. Amvuttra should be administered by a healthcare professional.

This medicinal product is ready-to-use and for single-use only.

Visually inspect the solution for particulate matter and discolouration. Do not use if discoloured or if particles are present.

Prior to administration, if stored cold, the pre-filled syringe should be allowed to warm by leaving carton at room temperature for about 30 minutes.

- The subcutaneous injection should be administered into one of the following sites: the abdomen, thighs, or upper arms. Amvuttra should not be injected into scar tissue or areas that are reddened, inflamed, or swollen.
- If injecting into the abdomen, the area around the navel should be avoided.

### **4.3 Contraindications**

Severe hypersensitivity (e.g., anaphylaxis) to the active substance or to any of the excipients listed in section 6.1.

### **4.4 Special warnings and precautions for use**

#### Vitamin A deficiency

By reducing serum transthyretin (TTR) protein, Amvuttra treatment leads to a decrease in serum vitamin A (retinol) levels (see section 5.1). Serum vitamin A levels below the lower limit of normal should be corrected and any ocular symptoms or signs due to vitamin A deficiency should be evaluated prior to initiation of treatment with Amvuttra.

Patients receiving Amvuttra should take oral supplementation of approximately, but not exceeding, 2,500 IU to 3,000 IU vitamin A per day to reduce the potential risk of ocular symptoms due to vitamin A deficiency. Ophthalmological assessment is recommended if patients develop ocular symptoms suggestive of vitamin A deficiency, including reduced night vision or night blindness, persistent dry eyes, eye inflammation, corneal inflammation or ulceration, corneal thickening or corneal perforation.

During the first 60 days of pregnancy, both too high or too low vitamin A levels may be associated with an increased risk of foetal malformation. Therefore, pregnancy should be excluded before initiating Amvuttra and women of childbearing potential should practise effective contraception (see section 4.6). If a woman intends to become pregnant, Amvuttra and vitamin A supplementation should be discontinued and serum vitamin A levels should be monitored and have returned to normal before conception is attempted. Serum vitamin A levels may remain reduced for more than 12 months after the last dose of Amvuttra.

In the event of an unplanned pregnancy, Amvuttra should be discontinued (see section 4.6). No recommendation can be given whether to continue or discontinue vitamin A supplementation during the first trimester of an unplanned pregnancy. If vitamin A supplementation is continued, the daily dose should not exceed 3 000 IU per day, due to the lack of data supporting higher doses. Thereafter, vitamin A supplementation of 2 500 IU to 3 000 IU per day should be resumed in the second and third trimesters if serum vitamin A levels have not yet returned to normal, because of the increased risk of vitamin A deficiency in the third trimester.

It is not known whether vitamin A supplementation in pregnancy will be sufficient to prevent vitamin A deficiency if the pregnant female continues to receive Amvuttra. However, increasing vitamin A supplementation to above 3,000 IU per day during pregnancy is unlikely to correct plasma retinol levels due to the mechanism of action of Amvuttra and may be harmful to the mother and foetus.

#### Sodium content

This medicinal product contains less than 1 mmol sodium (23 mg) per mL, that is to say essentially 'sodium-free'.

### **4.5 Interaction with other medicinal products and other forms of interaction**

No clinical interaction studies have been performed. Vutrisiran is not expected to cause interactions or to be affected by inhibitors or inducers of cytochrome P450 enzymes, or to modulate the activity of transporters. Therefore, vutrisiran is not expected to have clinically significant interactions with other medicinal products.

### **4.6 Fertility, pregnancy, and lactation**

#### Women of childbearing potential

Treatment with Amvuttra reduces serum levels of vitamin A. Both too high or too low vitamin A levels may be associated with an increased risk of foetal malformation. Therefore, pregnancy should be excluded before initiation of treatment and women of childbearing potential should use effective contraception. If a woman intends to become pregnant, Amvuttra and vitamin A supplementation should be discontinued and serum vitamin A levels should be monitored and have returned to normal before conception is attempted (see section 4.4.). Serum vitamin A levels may remain reduced for more than 12 months after the last dose of treatment.

## Pregnancy

There are no data on the use of Amvuttra in pregnant women. Animal studies are insufficient with respect to reproductive toxicity (see section 5.3). Due to the potential teratogenic risk arising from unbalanced vitamin A levels, Amvuttra should not be used during pregnancy. As a precautionary measure, vitamin A (see section 4.4) and thyroid stimulating hormone levels should be obtained early in pregnancy. Close monitoring of the foetus should be carried out, especially during the first trimester.

## Breast-feeding

It is unknown whether vutrisiran is excreted in human milk. There is insufficient information on the excretion of vutrisiran in animal milk (see section 5.3).

A decision must be made whether to discontinue breast-feeding or to discontinue/abstain from Amvuttra, taking into account the benefit of breast-feeding for the child and the benefit of therapy for the woman.

## Fertility

There are no data on the effects of Amvuttra on human fertility. No impact on male or female fertility was detected in animal studies (see section 5.3).

### **4.7 Effects on ability to drive and use machines**

Amvuttra has no or negligible influence on the ability to drive and use machines.

### **4.8 Undesirable effects**

#### Summary of the safety profile

During the HELIOS-A 18-month treatment period, the most frequently occurring adverse reactions reported in Amvuttra-treated patients were pain in extremity (15%) and arthralgia (11%).

#### Tabulated list of adverse reactions

The adverse reactions are presented as MedDRA preferred terms and under the MedDRA System Organ Class (SOC). The frequency of the adverse reactions is expressed according to the following categories:

- Very common ( $\geq 1/10$ )
- Common ( $\geq 1/100$  to  $< 1/10$ )
- Uncommon ( $\geq 1/1,000$  to  $< 1/100$ )

**Table 1: Adverse reactions reported for Amvuttra**

<b>System Organ Class</b>	<b>Adverse reaction</b>	<b>Frequency</b>
Respiratory, thoracic, and mediastinal disorders	Dyspnoea <sup>a</sup>	Common
Musculoskeletal and connective tissue disorders	Arthralgia	Very common
	Pain in extremity	Very common
General disorders and administration site conditions	Injection site reaction <sup>b</sup>	Common
Investigations	Blood alkaline phosphatase increased	Common

System Organ Class	Adverse reaction	Frequency
<sup>a</sup> Includes dyspnoea, dyspnoea exertional and dyspnoea paroxysmal nocturnal <sup>b</sup> Reported symptoms included bruising, erythema, pain, pruritus, and warmth. Injection site reactions were mild, transient, and did not lead to treatment discontinuation		

#### Description of selected adverse reactions

##### *Immunogenicity*

During the HELIOS-A 18-month treatment period, 4 (3.3%) Amvuttra-treated patients developed anti-drug antibodies (ADA). ADA titres were low and transient with no evidence of an effect on clinical efficacy, safety, or pharmacokinetic or pharmacodynamic profiles of vutrisiran.

#### Reporting of suspected adverse reactions

Reporting suspected adverse reactions after authorisation of the medicinal product is important. It allows continued monitoring of the benefit/risk balance of the medicinal product.

Any suspected adverse events should be reported to the Ministry of Health according to the National Regulation by using an online form <https://sideeffects.health.gov.il/>

## **4.9 Overdose**

In case of overdose, it is recommended that the patient be monitored as medically indicated for any signs or symptoms of adverse reactions and appropriate symptomatic treatment be instituted.

## **5. PHARMACOLOGICAL PROPERTIES**

### **5.1 Pharmacodynamic properties**

Pharmacotherapeutic group: Other Nervous System Drugs; ATC code: N07XX18

#### Mechanism of action

Amvuttra contains vutrisiran, a chemically stabilized double-stranded small interfering ribonucleic acid (siRNA) that specifically targets variant and wild-type transthyretin (*TTR*) messenger RNA (mRNA) and is covalently linked to a ligand containing three *N*-acetylgalactosamine (GalNAc) residues to enable delivery of the siRNA to hepatocytes.

Through a natural process called RNA interference (RNAi), vutrisiran causes the catalytic degradation of *TTR* mRNA in the liver, resulting in the reduction of variant and wild-type serum TTR protein levels.

#### Pharmacodynamic effects

Mean serum TTR was reduced as early as Day 22, with mean near to steady state TTR reduction of 73% by Week 6. With repeat dosing of 25 mg once every 3 months, mean reductions of serum TTR after 9 and 18 months of treatment were 83% and 88%, respectively. Similar TTR reductions were observed regardless of genotype (V30M or non-V30M), prior TTR stabiliser use, weight, sex, age, or race.

Serum TTR is a carrier of retinol binding protein 4, which is the principal carrier of vitamin A in the blood. Amvuttra decreased vitamin A levels with mean steady state peak and trough reductions of 70% and 63%, respectively (see sections 4.4 and 4.5).

## Clinical efficacy and safety

The efficacy of Amvuttra was studied in a global, randomised, open-label clinical study (HELIOS-A) in adult patients with hATTR amyloidosis with polyneuropathy. Patients were randomised 3:1 to receive 25 mg of Amvuttra (N=122) subcutaneously once every 3 months, or 0.3 mg/kg patisiran (N=42) intravenously once every 3 weeks. The treatment period of the study was conducted over 18 months with two analyses at Month 9 and at Month 18. Ninety-seven percent (97%) of Amvuttra-treated patients completed at least 18 months of the assigned treatments (vutrisiran or patisiran). Efficacy assessments were based on a comparison of the vutrisiran arm of the study with an external placebo group (placebo arm of the APOLLO Phase 3 study) comprised of a similar population of patients with hATTR amyloidosis with polyneuropathy. Assessment of non-inferiority of serum TTR reduction was based on comparison of the vutrisiran arm to the within-study patisiran arm.

Of the patients who received Amvuttra, the median patient age at baseline was 60 years (range 34 to 80 years), 38% were  $\geq 65$  years old, and 65% of patients were male. Twenty-two (22) different TTR variants were represented: V30M (44%), T60A (13%), E89Q (8%), A97S (6%), S50R (4%), V122I (3%), L58H (3%), and Other (18%). Twenty percent (20%) of patients had the V30M genotype and early onset of symptoms ( $< 50$  years old). At baseline, 69% of patients had stage 1 disease (unimpaired ambulation; mild sensory, motor, and autonomic neuropathy in the lower limbs), and 31% had stage 2 disease (assistance with ambulation required; moderate impairment of the lower limbs, upper limbs, and trunk). There were no patients with stage 3 disease. Sixty-one percent (61%) of patients had prior treatment with TTR tetramer stabilisers. According to the New York Heart Association (NYHA) classification of heart failure, 9% of patients had class I and 35% had class II. Thirty-three percent (33%) of patients met pre-defined criteria for cardiac involvement (baseline LV wall thickness  $\geq 13$  mm with no history of hypertension or aortic valve disease).

The primary efficacy endpoint was the change from baseline to Month 18 in modified Neuropathy Impairment Score +7 (mNIS+7). This endpoint is a composite measure of motor, sensory, and autonomic neuropathy including assessments of motor strength, reflexes, quantitative sensory testing, nerve conduction studies, and postural blood pressure, with the score ranging from 0 to 304 points, where an increasing score indicates worsening impairment.

The change from baseline to Month 18 in Norfolk Quality of Life-Diabetic Neuropathy (QoL-DN) total score was assessed as a secondary endpoint. The Norfolk QoL-DN questionnaire (patient-reported) includes domains relating to small fibre, large fibre, and autonomic nerve function, symptoms of polyneuropathy, and activities of daily living, with the total score ranging from -4 to 136, where increasing score indicates worsening quality of life.

Other secondary endpoints included gait speed (10-meter walk test), nutritional status (mBMI), and patient-reported ability to perform activities of daily living and social participation (Rasch-Built Overall Disability Scale [R-ODS]).

Treatment with Amvuttra in the HELIOS-A study demonstrated statistically significant improvements in all endpoints (Table 2 and Figure 1) measured from baseline to Month 9 and 18, compared to the external placebo group of the APOLLO study (all  $p < 0.0001$ ).

The time-averaged trough TTR percent reduction through Month 18 was 84.7% for vutrisiran and 80.6% for patisiran. The percent reduction in serum TTR levels in the vutrisiran arm was non-inferior (according to predefined criteria) to the within-study patisiran arm through Month 18 with a median difference of 5.3% (95% CI 1.2%, 9.3%).

**Table 2: Summary of clinical efficacy results from the HELIOS-A study**

Endpoint <sup>a</sup>	Baseline, Mean (SD)		Change from Baseline, LS Mean (SEM)		Amvuttra -Placebo <sup>b</sup> Treatment Difference, LS Mean (95% CI)	p-value
	Amvuttra N=122	Placebo <sup>b</sup> N=77	Amvuttra	Placebo <sup>b</sup>		
<i>Month 9</i>						
mNIS+7 <sup>c</sup>	60.6 (36.0)	74.6 (37.0)	-2.2 (1.4)	14.8 (2.0)	-17.0 (-21.8, -12.2)	p<0.0001
Norfolk QoL-DN <sup>c</sup>	47.1 (26.3)	55.5 (24.3)	-3.3 (1.7)	12.9 (2.2)	-16.2 (-21.7, -10.8)	p<0.0001
10-meter walk test (m/sec) <sup>d</sup>	1.01 (0.39)	0.79 (0.32)	0 (0.02)	-0.13 (0.03)	0.13 (0.07, 0.19)	p<0.0001
<i>Month 18</i>						
mNIS+7 <sup>c</sup>	60.6 (36.0)	74.6 (37.0)	-0.5 (1.6)	28.1 (2.3)	-28.5 (-34.0, -23.1)	p<0.0001
Norfolk QoL-DN <sup>c</sup>	47.1 (26.3)	55.5 (24.3)	-1.2 (1.8)	19.8 (2.6)	-21.0 (-27.1, -14.9)	p<0.0001
10-meter walk test (m/sec) <sup>d</sup>	1.01 (0.39)	0.79 (0.32)	-0.02 (0.03)	-0.26 (0.04)	0.24 (0.15, 0.33)	p<0.0001
mBMI <sup>e</sup>	1057.5 (233.8)	989.9 (214.2)	25.0 (9.5)	-115.7 (13.4)	140.7 (108.4, 172.9)	p<0.0001
R-ODS <sup>f</sup>	34.1 (11.0)	29.8 (10.8)	-1.5 (0.6)	-9.9 (0.8)	8.4 (6.5, 10.4)	p<0.0001

Abbreviations: CI=confidence interval; LS mean=least squares mean; mBMI=modified body mass index; mNIS=modified Neuropathy Impairment Score; QoL-DN=Quality of Life - Diabetic Neuropathy; SD=standard deviation; SEM=standard error of the mean

<sup>a</sup> All Month 9 endpoints analyzed using the analysis of covariance (ANCOVA) with multiple imputation (MI) method and all Month 18 analyzed using the mixed-effects model for repeated measures (MMRM)

<sup>b</sup> External placebo group from APOLLO randomised controlled study

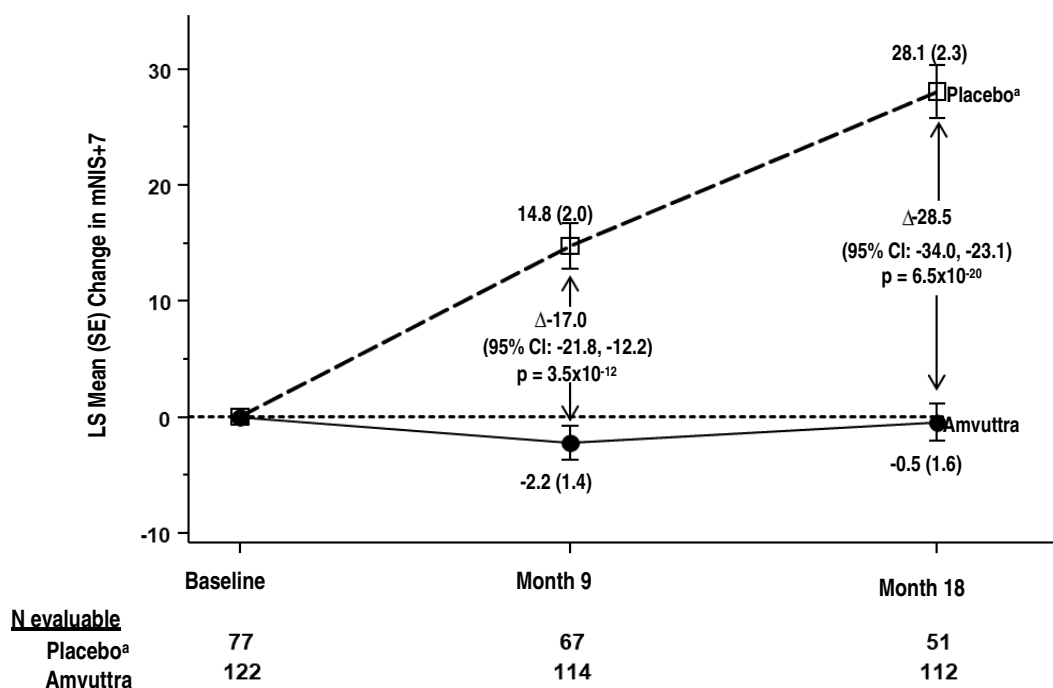
<sup>c</sup> A lower number indicates less impairment/fewer symptoms

<sup>d</sup> A higher number indicates less disability/less impairment

<sup>e</sup> mBMI: body mass index (BMI; kg/m<sup>2</sup>) multiplied by serum albumin (g/L); a higher number indicates better nutritional status.

<sup>f</sup> A higher number indicates less disability/less impairment.

**Figure 1: Change from Baseline in mNIS+7 (Month 9 and Month 18)**



A decrease in mNIS+7 indicates improvement

Δ indicates between-group treatment difference, shown as the LS mean difference (95% CI) for AMVUTTRA –external placebo

All Month 9 endpoints analyzed using the analysis of covariance (ANCOVA) with multiple imputation (MI) method and all Month 18 analyzed using the mixed-effects model for repeated measures (MMRM)

<sup>a</sup> External placebo group from APOLLO randomised controlled study

Patients receiving Amvuttra experienced similar benefit relative to placebo in mNIS+7 and Norfolk QoL-DN total score at Month 9 and Month 18 across all subgroups including age, sex, race, region, NIS score, V30M genotype status, prior TTR stabiliser use, disease stage, and patients with or without pre-defined criteria for cardiac involvement.

The N-terminal prohormone-B-type natriuretic peptide (NT-proBNP) is a prognostic biomarker of cardiac dysfunction. NT-proBNP baseline values (geometric mean) were 273 ng/L and 531 ng/L in Amvuttra-treated and placebo-treated patients, respectively. At Month 18, the geometric mean NT-proBNP levels decreased by 6% in Amvuttra patients, while there was a 96% increase in placebo patients.

Centrally-assessed echocardiograms showed changes in LV wall thickness (LS mean difference: -0.18 mm [95% CI -0.74, 0.38]) and longitudinal strain (LS mean difference: -0.4% [95% CI -1.2, 0.4]) with Amvuttra treatment relative to placebo.

Despite the observed values for NT-proBNP and LV wall thickness, a clinical benefit in regard to cardiomyopathy is yet to be confirmed.

## 5.2 Pharmacokinetic properties

The pharmacokinetic properties of Amvuttra were characterised by measuring the plasma and urine concentrations of vutrisiran.

### Absorption

Following subcutaneous administration, vutrisiran is rapidly absorbed with a time to maximum plasma concentration ( $t_{max}$ ) of 3.0 (range: 2.0 to 6.5) hours. At the recommended dosing regimen of 25 mg once every 3 months subcutaneously, the mean (% coefficient of variation [%CV]) steady state peak



concentrations ( $C_{\max}$ ), and area under the concentration time curve from 0 to 24 hours ( $AUC_{0-24}$ ) were 0.12  $\mu\text{g/mL}$  (64.3%), and 0.80  $\mu\text{g}\cdot\text{h/mL}$  (35.0%), respectively. There was no accumulation of vutrisiran in plasma after repeated quarterly dosing.

### Distribution

Vutrisiran is greater than 80% bound to plasma proteins over the concentration range observed in humans at the dose of 25 mg once every 3 months subcutaneously. Vutrisiran plasma protein binding was concentration-dependent and decreased with increasing vutrisiran concentrations (from 78% at 0.5  $\mu\text{g/mL}$  to 19% at 50  $\mu\text{g/mL}$ ). The population estimate for the apparent central compartment volume of distribution ( $V_d/F$ ) of vutrisiran in humans was 10.2 L (% Relative standard error [RSE]=5.71%). Vutrisiran distributes primarily to the liver after subcutaneous dosing.

### Biotransformation

Vutrisiran is metabolised by endo- and exo-nucleases to short nucleotide fragments of varying sizes within the liver. There were no major circulating metabolites in humans. *In vitro* studies indicate that vutrisiran does not undergo metabolism by CYP450 enzymes.

### Elimination

Following a 25 mg single subcutaneous dose, the median apparent plasma clearance was 21.4 (range: 19.8, 30.0) L/h. The median terminal elimination half-life ( $t_{1/2}$ ) of vutrisiran was 5.23 (range: 2.24, 6.36) hours. After a single subcutaneous dose of 5 to 300 mg, the mean fraction of unchanged active substance eliminated in urine ranged from 15.4 to 25.4% and the mean renal clearance ranged from 4.45 to 5.74 L/h for vutrisiran.

### Linearity/non-linearity

Following single subcutaneous doses over the 5 to 300 mg dose range, vutrisiran  $C_{\max}$  was shown to be dose proportional while area under the concentration-time curve from the time of dosing extrapolated to infinity ( $AUC_{\text{inf}}$ ) and area under the concentration-time curve from the time of dosing to the last measurable concentration ( $AUC_{\text{last}}$ ) were slightly more than dose proportional.

### Pharmacokinetic/pharmacodynamic relationship(s)

Population pharmacokinetic/pharmacodynamic analyses in healthy subjects and patients with hATTR amyloidosis (n=202) showed a dose-dependent relationship between predicted vutrisiran liver concentrations and reductions in serum TTR. The model-predicted median steady state peak, trough, and average TTR reductions were 88%, 86%, and 87%, respectively, confirming minimal peak-to-trough variability across the 3-month dosing interval. Covariate analysis indicated similar TTR reduction in patients with mild-to-moderate renal impairment or mild hepatic impairment, as well as by sex, race, prior use of TTR stabilisers, genotype (V30M or non-V30M), age and weight.

### Special populations

#### *Gender and race*

Clinical studies did not identify significant differences in steady state pharmacokinetic parameters or TTR reduction according to gender or race.

#### *Elderly patients*

In the HELIOS-A study, 46 (38%) patients treated with vutrisiran were  $\geq 65$  years old and of these 7 (5.7%) patients were  $\geq 75$  years old. There were no significant differences in steady state pharmacokinetic parameters or TTR reduction between patients  $< 65$  years old and  $\geq 65$  years old.

### *Hepatic impairment*

Population pharmacokinetic and pharmacodynamic analyses indicated no impact of mild hepatic impairment (total bilirubin  $\leq 1 \times$  ULN and AST  $> 1 \times$  ULN, or total bilirubin  $> 1.0$  to  $1.5 \times$  ULN and any AST) on vutrisiran exposure or TTR reduction compared to patients with normal hepatic function. Vutrisiran has not been studied in patients with moderate or severe hepatic impairment.

### *Renal impairment*

Population pharmacokinetic and pharmacodynamic analyses indicated no impact of mild or moderate renal impairment (eGFR  $\geq 30$  to  $< 90$  mL/min/1.73 m<sup>2</sup>) on vutrisiran exposure or TTR reduction compared to subjects with normal renal function. Vutrisiran has not been studied in patients with severe renal impairment or end-stage renal disease.

## **5.3 Preclinical safety data**

### General toxicology

Repeated once-monthly subcutaneous administration of vutrisiran at  $\geq 30$  mg/kg in monkeys produced the expected sustained reductions of circulating TTR (up to 99%) and vitamin A (up to 89%) without any apparent toxicological findings.

Following once monthly repeated dosing for up to 6 months in rats and 9 months in monkeys, the mild and consistent non-adverse histological changes in liver (hepatocytes, Kupffer cells), kidneys (renal tubules), lymph nodes and injection sites (macrophages) reflected the principal distribution and accumulation of vutrisiran. However, no toxicities were identified at up to more than 1,000- and 3,000-fold higher plasma AUC, when normalised to quarterly dosing and compared to the anticipated exposure at the maximum recommended human dose [MRHD].

### Genotoxicity/Carcinogenicity

Vutrisiran did not exert any genotoxic potential *in vitro* and *in vivo*. Carcinogenicity studies have not been completed.

### Reproductive toxicity

Vutrisiran is not pharmacologically active in rats and rabbits, which limits the predictivity of these investigations. Nevertheless, a single dose of a rat-specific orthologue of vutrisiran did not impact on fertility and early embryonic development in a combined study in rats.

Weekly subcutaneous administrations of vutrisiran did not affect fertility and early embryonic development at more than 300-times the normalised MRHD. In an embryo-foetal study with daily subcutaneous vutrisiran administration in pregnant rats, adverse effects on maternal body weight, food consumption, increased premature delivery and post-implantation loss were observed with a maternal NOAEL of 10 mg/kg/day that was more than 300-times the normalised MRHD of 0.005 mg/kg/day. Based on an adverse reduction in foetal body weights and increased skeletal variations at  $\geq 10$  mg/kg/day, the foetal NOAEL of vutrisiran was 3 mg/kg/day which is 97-times the normalised MRHD.

In an embryo-foetal development study in pregnant rabbits, no adverse effects on embryo-foetal development were observed at  $\leq 30$  mg/kg/day vutrisiran, which is more than 1,900-times the normalised MRHD.

In a prenatal-postnatal development study, subcutaneous vutrisiran administration on every 6<sup>th</sup> day had no effect on growth and development of the offspring with a NOAEL of 20 mg/kg, which was more than 90-times the normalised MRHD.

## **6. PHARMACEUTICAL PARTICULARS**

### **6.1 List of excipients**

Sodium chloride  
Sodium phosphate dibasic dihydrate  
Sodium phosphate monobasic dihydrate

Water for injection  
Phosphoric acid (for pH adjustment).  
Sodium hydroxide (for pH adjustment)

### **6.2 Incompatibilities**

In the absence of compatibility studies, this medicinal product must not be mixed with other medicinal products.

### **6.3 Shelf life**

The expiry date of the product is indicated on the packaging materials.

### **6.4 Special precautions for storage**

Do not store above 30 °C. Do not freeze.

### **6.5 Nature and contents of container**

Pre-filled syringe (Type I glass) with stainless steel 29-gauge needle with a needle shield.

Amvuttra is available in packs containing one single-use pre-filled syringe.

### **6.6 Special precautions for disposal and other handling**

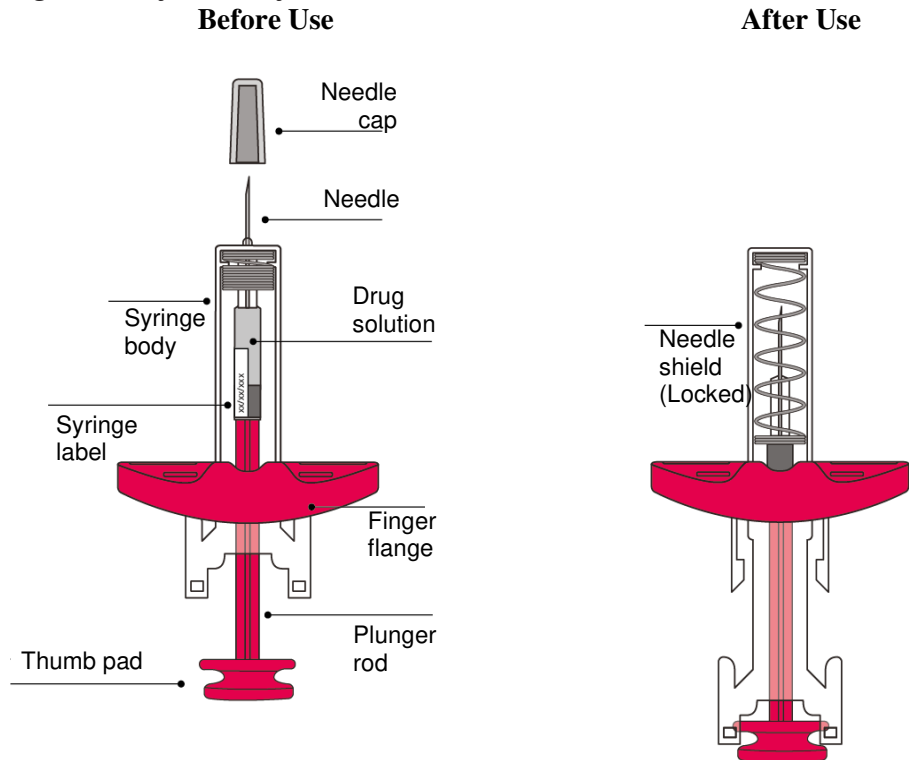
Amvuttra is for subcutaneous use only and should be administered by a healthcare professional.

#### Instructions for use

Prior to administration, if stored cold, allow Amvuttra to warm by leaving carton at room temperature for about 30 minutes.

- Administer subcutaneous injection into one of the following sites: the abdomen, thighs, or upper arms. Do not inject into scar tissue or areas that are reddened, inflamed, or swollen.
- If injecting into the abdomen, avoid the area around the navel.
- Each 25 mg dose is administered using a single pre-filled syringe. Each pre-filled syringe is for singleuse only.

*How the syringe looks before and after use:*



1. Prepare syringe

If stored cold, allow the syringe to warm to room temperature for 30 minutes prior to use.

Remove the syringe from the packaging by gripping the syringe body.



**Do not** touch plunger rod until ready to inject.

Amvuttra is a sterile, preservative-free, clear, colourless-to-yellow solution. Visually inspect the solution. **Do not** use if it contains particulate matter or if it is cloudy or discoloured.

Check:

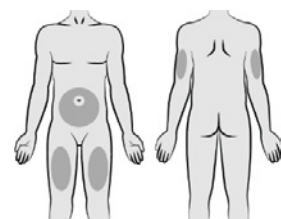
- Syringe is not damaged, such as cracked or leaking
- Needle cap is attached to the syringe
- Expiry date on syringe label.

**Do not** use the syringe if any issues are found while checking the syringe.

2. Choose injection site

Choose an injection site from the following areas: the abdomen, thighs, or upper arms.

Avoid:



- Area around the navel
- Scar tissue or areas that are reddened, inflamed, or swollen.

Clean the chosen injection site.

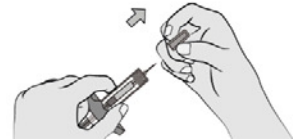
3. Prepare for injection

Hold the syringe body with one hand. Pull the needle cap straight off with other hand and dispose of needle cap immediately. It is normal to see a drop of liquid at the tip of the needle.

**Do not** touch the needle or let it touch any surface.

**Do not** recap the syringe.

**Do not** use the syringe if it is dropped.



4. Perform Injection

Pinch the cleaned skin.


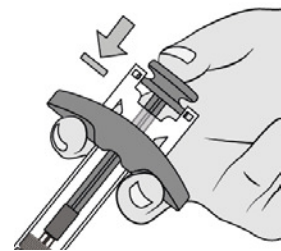
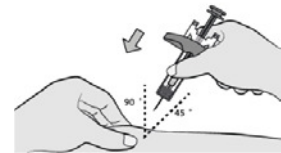
Fully insert the needle into the pinched skin at a 45-90° angle.

Inject all of the medicine

**Push the plunger rod as far as it will go** to administer the dose and activate the needle shield.

Release the plunger rod to allow the needle shield to cover the needle.

**Do not** block plunger rod movement.



5. Dispose of syringe

**Immediately dispose** of the used syringe into a sharps container.

Any unused medicinal product or waste material should be disposed of in accordance with local requirements.

## 7. MARKETING AUTHORISATION HOLDER

Alnylam Netherlands B.V.  
Antonio Vivaldistraat 150  
1083 HP Amsterdam

Netherlands

**8. LICENCE HOLDER:**

Medison Pharma Ltd. POB 7090 Petach Tikva

**9. REGISTRATION NUMBER**

176-25-37761-99

Amvuttra-SPC-1223-V1

Approved in 05/2024